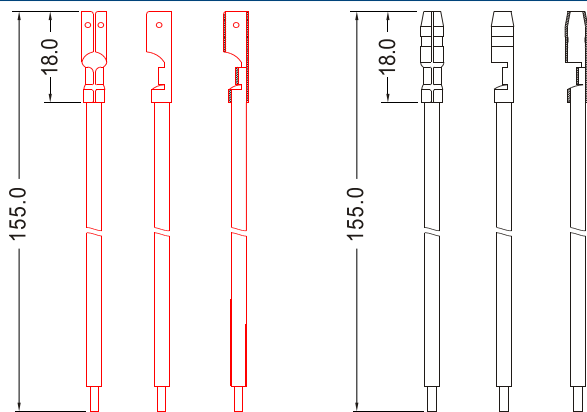




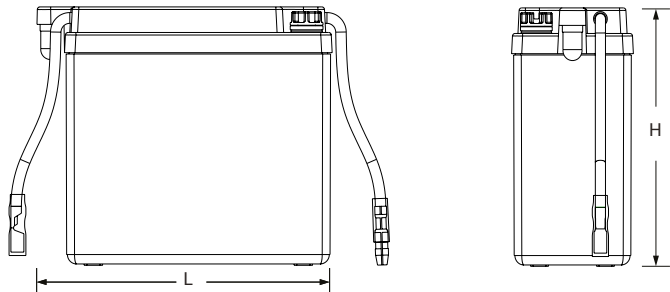
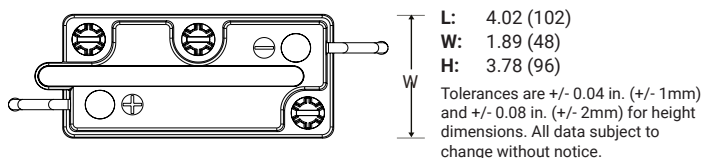
6N4B-2A-3 6V 4AH @ 10-hr.

Conventional Lead Acid Powersport Battery
Super Sport Series

TERMINALS: (mm)



DIMENSIONS: inch (mm)



GLOBAL HEADQUARTERS (USA AND INTERNATIONAL EXCLUDING EMEA)

Power-Sonic Corporation
365 Cabela Dr Suite 300,
Reno, Nevada 89523
USA
T: +1 619 661 2020
E: customer-service@power-sonic.com

POWER-SONIC EMEA (EMEA – EUROPE, MIDDLE EAST AND AFRICA)

Smitzpol 4, 3861 RS Nijkerk,
The Netherlands
T NL: + 31 33 7410 700
T UK: + 44 1268 560 686
T FR: + 33 344 32 18 17
E: salesEMEA@power-sonic.com



SUPER SPORT CONVENTIONAL BATTERY

FEATURES

- Conventional lead acid battery
- Engineered to protect against corrosion and withstand vibration
- Dry pre-charged battery construction
- Delivers high cranking power
- Acid pack and vent tube included for initial filling
- Long shelf life, with no need to recharge before initial filling
- Suitable for all weather conditions
- Requires ongoing maintenance

PERFORMANCE SPECIFICATIONS

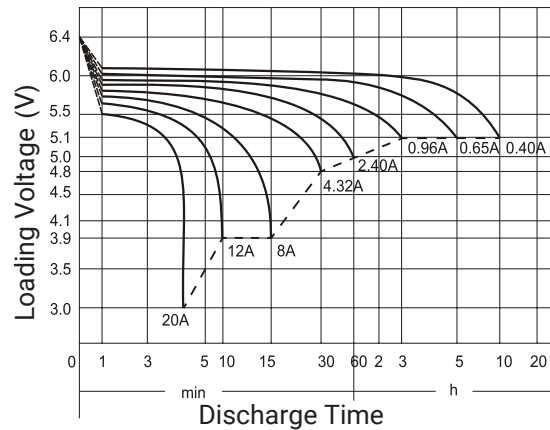
Nominal Voltage	6 volts
Rated Capacity	
10-hr. (0.40A)	4.00 AH
5-hr. (0.65A)	3.28 AH
2-hr. (1.40A)	2.80 AH
1-hr. (2.40A)	2.40 AH
0.5-hr. (4.32A)	2.16 AH
Approximate Battery Weight (with acid)	2.00 lbs. (0.90 kg)
Approximate Electrolyte Weight	0.62 lbs. (0.28 kg)
Self Discharge (77°F (25°C))	Approximately 3% per month
The Effect of Temperature on Capacity	
104 °F (40°C)	106%
77 °F (25°C)	100%
32 °F (0°C)	86%
5 °F (-15°C)	65%
Case	ABS Plastic
Recommended Charger	Please contact Power Sonic



6N4B-2A-3 6V
4Ah @ 10-hr.

Conventional Lead Acid Powersport Battery
Super Sport Series

DISCHARGE CHARACTERISTICS



CHARGING

Constant Voltage Charge: Apply constant voltage charge at 7.2 V - 7.5 V at 77°F (25°C). Initial charging current should be set at less than 1.2 Amps. Charging time 16 - 24 hours.

Constant Current Charge: Charging current 0.1C=0.4 Amps, when charging voltage up to 7.8 V, continue to charge 2 hours.

“Float” or “Stand-By” Charge: Apply constant voltage charge of 6.75 V - 6.9 V at 77°F (25°C). When held at this voltage, the battery will seek its own current level and maintain itself in a fully charged condition.

Temperature Compensation: Charging voltage should be regulated in relation to ambient temperature. As temperature rises charging voltage should be reduced to prevent overcharge and increased as temperature falls to avoid undercharge.

APPLICATIONS

- Motorcycle
- Scooter
- ATV
- Watersport
- UTV
- Snowmobile
- Lawn & Garden

GLOBAL HEADQUARTERS
(USA AND INTERNATIONAL EXCLUDING EMEA)

Power-Sonic Corporation
365 Cabela Dr Suite 300,
Reno, Nevada 89523
USA
T: +1 619 661 2020
E: customer-service@power-sonic.com

POWER-SONIC EMEA
(EMEA – EUROPE, MIDDLE EAST AND AFRICA)

Smitzpol 4, 3861 RS Nijkerk,
The Netherlands
T NL: + 31 33 7410 700
T UK: + 44 1268 560 686
T FR: + 33 344 32 18 17
E: salesEMEA@power-sonic.com

For further charging information including temperature compensation factors, see Power Sonic Technical Manual/Power Sonic Charger specifications.

CHARGERS

Power Sonic offers a wide range of chargers suitable for batteries with a variety of capacities.

Please refer to our website for more information on our switch mode and transformer type chargers.

Please contact our technical department for advice if you have difficulty in locating a suitable charger.

FURTHER INFORMATION

Please refer to our website www.power-sonic.com for a complete range of useful downloads, such as product catalogs, material safety data sheets (MSDS), ISO certification, etc.